



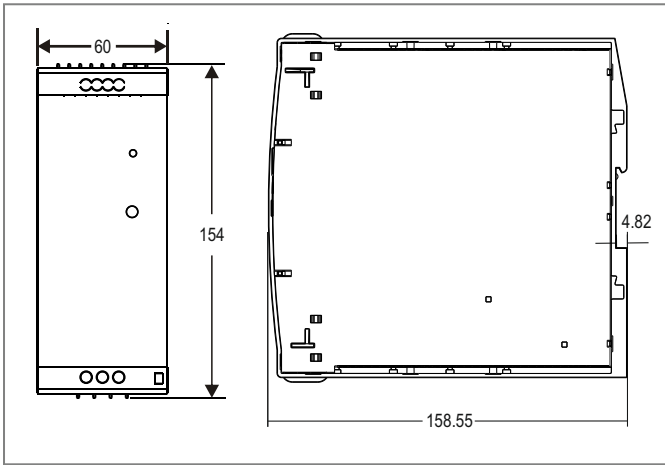
Features :

- Low cost CVCC power supply
- Efficiency up to 87 %
- Designed to meet UL 508 & IEC 62368-1
- Cooling by Built-in DC FAN

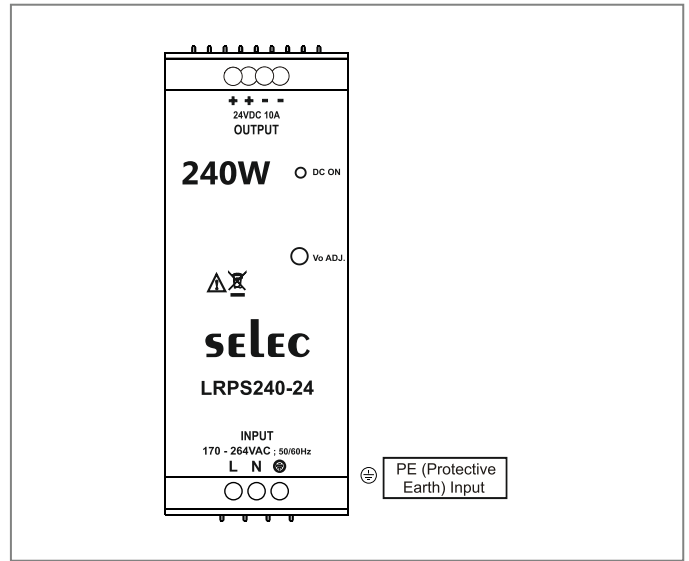
SPECIFICATIONS:

		LRPS240-24	LRPS240-48
OUTPUT	NOMINAL DC VOLTAGE	24 VDC	48 VDC
	RATED CURRENT	10 A	5 A
	CURRENT RANGE	0 - 10 A	0 - 5 A
	RATED POWER	240 W	240 W
	RIPPLE & NOISE (max)	< 1 % of Vout	< 1 % of Vout
	VOLTAGE ADJ. RANGE	24 to 28 VDC	48 to 56 VDC
	VOLTAGE TOLERANCE		± 1 %
	LINE REGULATION		± 1 %
	LOAD REGULATION		± 1 %
	TURN ON TIME	< 2 sec; at full load	< 3 sec; at full load
	HOLD UP TIME	> 30 msec at 230 VAC, Full Load	
RISE TIME	< 100 msec		
INPUT	VOLTAGE RANGE	170 - 264 VAC / 240 - 370 VDC	
	FREQUENCY RANGE	50 / 60 Hz	
	EFFICIENCY @ 230V AC	Up to 87 %	
	AC CURRENT	3.5 A @ 170 VAC; 2.8 A @ 230 VAC; 2.4 A @ 264 VAC	
	INRUSH CURRENT	< 60 A; Measured at 264 VAC, 25°C Ambient, Cold start	
	LEAKAGE CURRENT	< 300 uA; 264 VAC input	
PROTECTION	OVERLOAD	11 A to 11.5 A of Constant Current type down to 18 VDC output; Hiccup mode for heavy overload; Autorecovery	5.5 A to 6 A of Constant Current type down to 35 VDC output; Hiccup mode for heavy overload; Autorecovery
	OVERVOLTAGE	31.5 VDC ± 1 VDC	61 VDC ± 2 VDC
	OUTPUT SHORT CIRCUIT	Latched type; Input AC power to be recycled to recover the power supply Hiccup mode when output is shorted; Autorecovery type.	
	OVER TEMPERATURE	Power supply shuts down when the temperature of PCB below main transformer reaches typically 120°C; Turns on only after the temperature falls below 90°C typically and AC power is recycled thereafter.	
ENVIRONMENT	OPERATING TEMP	- 25°C to + 70°C; De-rate linearly above 50°C from 100 % load at 50°C to 50 % load at 70°C, - 25°C to 0°C startup is guaranteed with specification deviation (Output ripple can be more than 10 % of the output voltage.)	
	STORAGE TEMP	- 40°C to + 85°C	
	COOLING	Cooling by Built-in DC Fan	
	HUMIDITY	5 to 95 % RH, Non condensing	
	ALTITUDE	2000 m	
VIBRATION	Component: 10 ~ 500 Hz, 2 G 10 min. / 1 cycle, period for 60 min. each along X, Y, Z axes		
SAFETY & EMC	DIELECTRIC WITHSTAND VOLTAGE	I/P to Earth : 1500 VAC O/P to Earth : 1500 VAC I/P to O/P : 4000 VAC	
OTHERS	DIMENSION	60 x 154 x 158.55 mm (W x H x D)	
	WEIGHT	680 gms	
	MOUNTING	35 mm DIN rail	

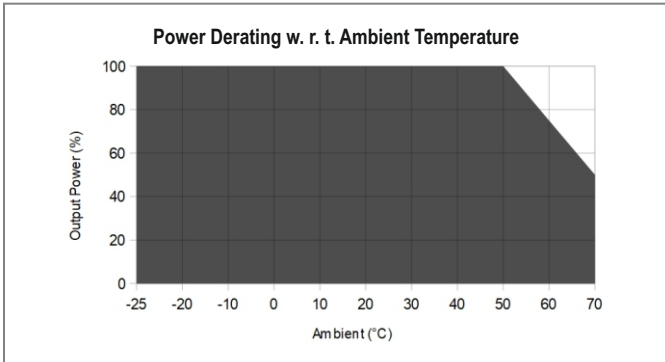
Dimensions (All are in mm)



Terminal connections



Derating curve



Ordering information

Product Code	Description	Certification
LRPS240-24	240 W, 24 V / 10 A DIN rail mounted Power Supply in Plastic Housing	---
LRPS240-48	240 W, 48 V / 5 A DIN rail mounted Power Supply in Plastic Housing	---